

Orbotech Corus™ 15M

Double-sided Imaging. Maximum Performance.



Orbotech Corus 15M is a fully automated direct imaging solution that replaces a complete DI line. Designed for high-density interconnect (HDI) and Advanced Multi-Layer Board (MLB) mass production, this integrated solution enables fine lines and outstanding accuracy.

Orbotech Corus leverages new and field-proven technologies for exceptionally high capacity and yield. This smart solution is compact, closed and clean, guaranteeing cutting-edge performance and eco-friendly manufacturing.



GO GREEN

Benefits

Fully Integrated Inline Solution

- Fully automated, double-sided imaging solution that replaces a complete DI line
- Unique optics and an ultra-powerful, multi-wave laser system for high speed imaging
- Innovative panel handling and cleanliness mechanisms

Outstanding Resolution and Accuracy

- Fine, highly uniform line structure
- Exceptional positioning accuracy enabled by high precision design and advanced scaling algorithms
- High depth-of-focus (DOF) for best line quality on varying surface topographies

Smart Operation

- Intelligent job queue management to streamline workflow processes
- Industry 4.0 support: advanced traceability and process optimization
- Highly intuitive, user-friendly GUI

Reduced TCO

- High throughput achieved using large scan optics, on-the-fly target recognition and efficient automation
- Small footprint for maximum capacity per square meter, occupying less clean room
- Highly efficient power consumption



DSI™ Technology

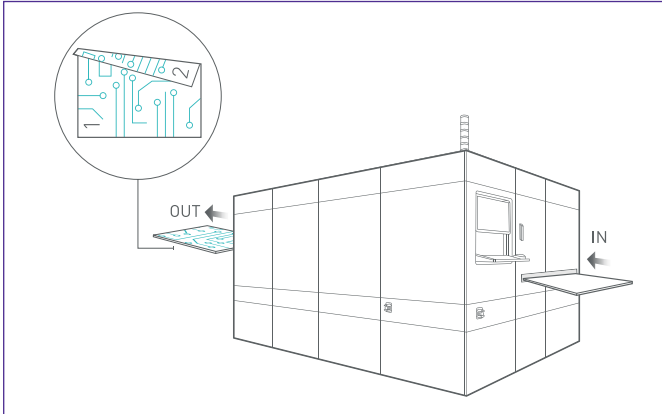


LSO™ Technology



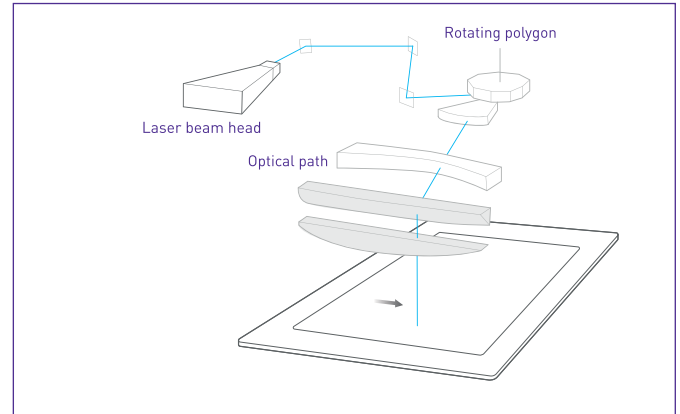
MultiWave Laser™ Technology

Fully Automated, Double-Sided DI



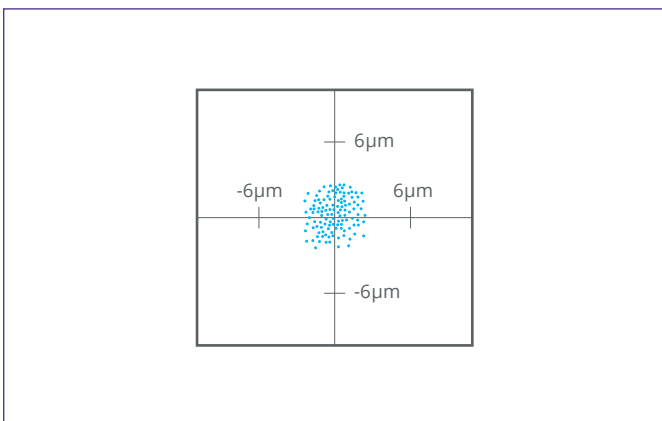
Fully automated, double-sided DI solution to maximize capacity and yield for high-volume production.

Superior Line Quality



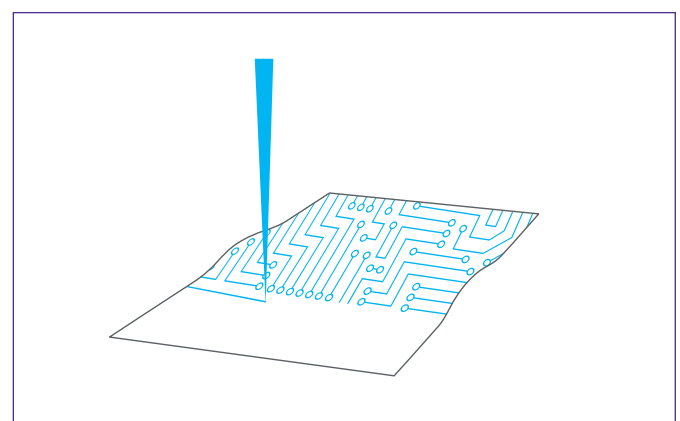
Fine line structure in a single scan enabled by KLA's field-proven LSO™ technology.

Outstanding Accuracy



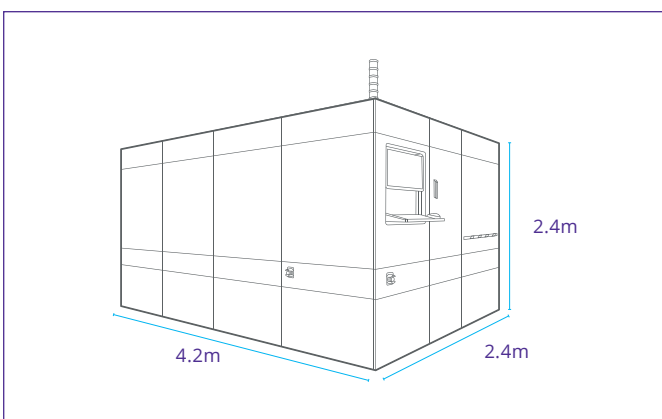
Registration accuracy as fine as $\pm 6\mu\text{m}$ for advanced applications.

High Depth-of-Focus (DOF)



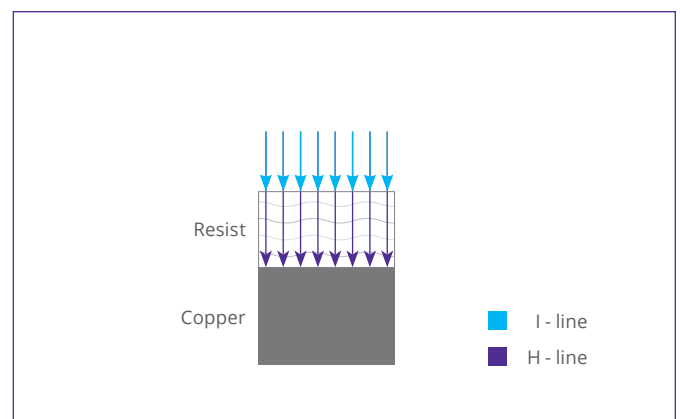
High depth-of-focus (DOF) for best line precision and uniformity on varying surface topographies.

All-in-one, Compact Design



Fully integrated solution in a closed, compact box for maximum cleanliness and efficiency.

Maximum Resist Flexibility



Compatible with a wide range of resists and processes, driven by KLA's field-proven MultiWave Laser™ technology.

Specifications

Orbotech Corus 15M

Minimum Line Width*	10µm
Minimum Pitch*	25µm
Edge Roughness, 3σ	±1.25µm
Registration Accuracy (FTG), 3σ**	±6µm
Registration Accuracy (FTB), 3σ**	12µm
Maximum Substrate Size	660mm x 660mm (26" x 26")
Maximum Exposure Size	635mm x 660mm (25" x 26")
Dimensions (l) x (w) x (h)	4.2m x 2.4m x 2.4m

* Dependent on resist type and processes

** Accuracy is based on 4 target registration

Orbotech Corus includes Laser Class 1 product according to IEC 60825-1:2014 / IEC 60825-1:2014+A11:2022.

KLA SERVICES

From tool installation and system optimization to productivity enhancements and global supply chain management, KLA Services is a trusted partner to customers around the world — delivering an unrivaled experience focused on maximizing tool performance and availability.

© 2024 KLA Corporation. All rights reserved worldwide. KLA reserves the right to change the hardware and/or software specifications without notice. All brands or product/service names may be trademarks of their respective owners including but not limited to: KLA, Orbotech.

KLA Corporation
www.kla.com

Rev 7.0_05-29-2024